

**ACHIEVE**

**Key Stage 1  
Year 2**

# **The Year 2 National Tests – A Parent's Guide**

## **WHAT IS IT ABOUT?**

To help parents and carers prepare Year 2 children for the National Tests in English and mathematics



# Contents

## **Mathematics test**

Paper 1 – Arithmetic

Paper 2 – Reasoning

Results

## **English tests**

### **The Reading test**

Paper 1 – English Reading (lower demand)

Paper 2 – English Reading (higher demand)

### **The Grammar, Punctuation and Spelling test**

Paper 1 – Spelling

Paper 2 – Grammar, punctuation and vocabulary

Marking and Results

How to help

# Introduction

2016 sees an overhaul of the national curriculum tests (commonly referred to as SATs) for both Year 2 and Year 6 children to match the newly updated national curriculum. This guide provides information on what parents/carers can expect and how they can support their children in the run-up to the tests.

## **About the tests**

The first thing to say about the Key Stage 1 tests is that your child may be completely unaware that they are taking them. Schools have considerable flexibility in how they implement the tests and much of it will feel like a normal classroom day; teachers will do their best to ensure that children are not at all concerned about the tests. To allow this, the tests do not need to be taken on a specific day, but can be throughout the month of May near the end of Year 2, with pupils either individually, in groups or all together as a class. There are six papers altogether across English and mathematics. A small number of schools will do one of the tests in early April to enable the Standards and Testing Agency to set the expected standards. Your school will inform you if this applies to your child.

# Mathematics test

There are two papers in the mathematics test for Year 2.

Paper 1 –  
Arithmetic  
20 minutes  
(approx)  
25 marks

## Paper 1 – Arithmetic

The arithmetic paper will test your child's number and calculation skills. It has 25 questions, some of which will require children to know some basic number facts, such as the number bonds (adding two single-digit numbers) and the  $2\times$ ,  $5\times$  and  $10\times$  tables. Towards the end, there are some more challenging calculations such as missing number problems or finding simple fractions of quantities.

### Arithmetic Paper – Example Questions

Starter questions:  $3 + 7 =$

$8 \times 10 =$

Challenging questions:  $65 + \square = 93$

$\frac{3}{4}$  of 40 =

Paper 2 –  
Reasoning  
35 minutes  
(approx)  
35 marks

## Paper 2 – Reasoning

The second mathematics paper requires reasoning – using maths to solve problems. The first five questions in this paper will be read to your child, before they move on to the rest of the paper. But don't worry – if they find anything difficult to read, then help will be available.

The questions in this paper will often include some background explanation, such as using money to buy fruit or measuring drinks.

As with the arithmetic paper, the earlier questions will be more straightforward; questions towards the end will offer more challenge. Not all children will reach them or complete them – and that's fine; nobody expects a perfect score! Some of these questions may also require more than one step and so will be worth up to 2 marks.

### Reasoning Paper – Example Questions

Starter question: **Sita puts 2 shoes in each of these 7 boxes. How many shoes are there altogether?**

Challenging question: **Complete the number sentence:  $3 \times 8 = 2 \times \square$**

## Marking and Results

Your child's teacher will mark the test and their marks (the total out of 60 marks) will be converted into a scaled score. Each child will receive an overall result indicating whether or not they have achieved the required standard of the test. For more information on scaled scores go to page 5.

# English tests

There are two tests for English: Reading; and Grammar, Punctuation and Spelling (GPS).

## The Reading test

Paper 1 –  
English Reading  
(lower demand)  
30 minutes  
(approx)  
20 marks

### Paper 1 – English Reading (lower demand)

The first paper contains short texts with two or three questions to answer on each page. Many of these will require either single-word answers or ticking a box.

### Reading – Paper 1 – Example Questions

Extract from short text: **Ants are insects that you can often see in a garden, in a park or just on the pavement. They usually live underground.**

Retrieval question: **Find and copy two places you might see ants.**

Explanation question: **What kind of animal is an ant?**

Paper 2 –  
English Reading  
(higher demand)  
40 minutes  
(approx)  
20 marks

### Paper 2 – English Reading (higher demand)

In Paper 2, children will read two different texts and use these to answer questions in a separate booklet. Most children will take this paper, but teachers will not expect all children to complete the whole task. If your child finds reading more of a challenge at this stage, then his/her teacher will stop the test at an appropriate time. The questions in the booklet contain a mix of tick-box and 'circle the correct answer' questions, with some that require a written answer. Some questions require simple retrieval of information from the text; others will ask your child to explain something in more detail.

### Reading – Paper 2 – Example Questions

Retrieval questions: **Why did the king want to have blackbirds?  
When were plastics first made?**

Explanation question: **Why can plastics be dangerous when they melt?**

# The Grammar, Punctuation and Spelling test

Paper 1 –  
Spelling  
15 minutes  
(approx)  
20 marks

## Paper 1 – Spelling

The spelling paper requires children to spell 20 words. Each word is read out as part of a sentence, which is printed in the answer booklet. Your child will be asked to write the missing word into the gap. The words in the test will be based on the familiar phonics patterns taught in Key Stage 1, in increasing difficulty. All words to be spelled are repeated more than once.

## Spelling Paper – Spelling Examples

Starter words: Hannah ran **faster** than Lee.  
Yesterday it was very **sunny**.

Challenging words: I saw a beautiful **rainbow**.  
The school garden is a **peaceful** place to sit.

Paper 2 –  
Grammar,  
punctuation and  
vocabulary  
20 minutes  
(approx)  
20 marks

## Paper 2 – Grammar, punctuation and vocabulary

The second paper assesses grammar and punctuation. The questions will refer both to children's knowledge of grammatical terms (such as *noun* and *verb*) and use of words in the right context. Some questions will also require children to put in the appropriate punctuation marks to sentences, or to change the tense of a sentence.

## Grammar, punctuation and vocabulary paper – Example Questions

Starter question: **Write the missing punctuation mark in this sentence:**  
***Can you play my favourite tune***

Challenging question: **Change the verb in this sentence to the past tense:**  
***My brother smiles for his picture.***

## Marking and Results

All the tests will be marked by teachers at your child's school to help them judge the attainment and progress of your child. The results will be reported to you, often as part of a wider school report at the end of the school year. However, the way this is done has changed significantly from the national curriculum levels used in the past.

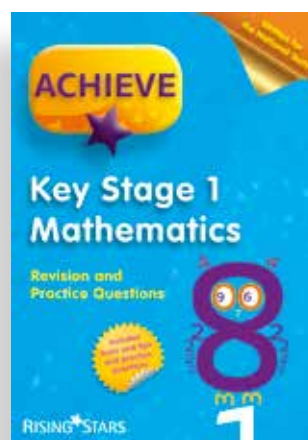

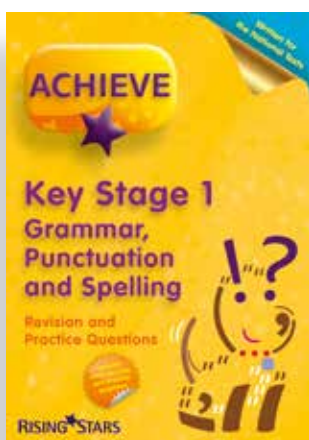
Your child's score will be converted to a scaled score to allow it to be compared to others'. Scaled scores will normally range between 85 and 115. The scale will be set so that reaching a score of **100** will indicate that your child is working at the expected standard for the end of Key Stage 1. Higher scores indicate more advanced attainment, with lower scores suggesting that your child may need some additional support to catch up with his or her peers.

Your child's class teacher will use these scores to help them to decide whether or not your child is working at the new expected standard. For each subject, they will report to you an indication of the standard your child is working at, as well as the more general report comments.

# How you can help your child prepare for the tests

1. The most important thing at this stage is to follow the lead of your child's school.
2. Most schools will provide information for parents and carers about how the tests are carried out, usually at a meeting especially for parents and carers.
3. Ask your child's teacher about how you can best support your child in preparing for the tests – perhaps by asking the right sorts of questions when reading with your child, or practising some key number facts.
4. Most likely, there is no need to do any specific 'test practice' – rather, just enjoy spending time helping your child to learn at home.

## *Achieve Revision and Practice Questions* books to help your child prepare for the tests



*Achieve's Revision and Practice Questions* books are the most up-to-date revision materials available.

They are the only workbooks that show children how to answer National Test-style questions using a unique step-by-step flowchart approach.

Each topic contains plenty of practice questions to help build your child's confidence.

The workbooks will also provide a structure for parents and carers so that you can help your child revise the content that will be tested.

**For more information and to order, please contact Customer Services on 0800 091 1602 or visit: [www.risingstars-uk.com/achievek1](http://www.risingstars-uk.com/achievek1).**

**RISING STARS**